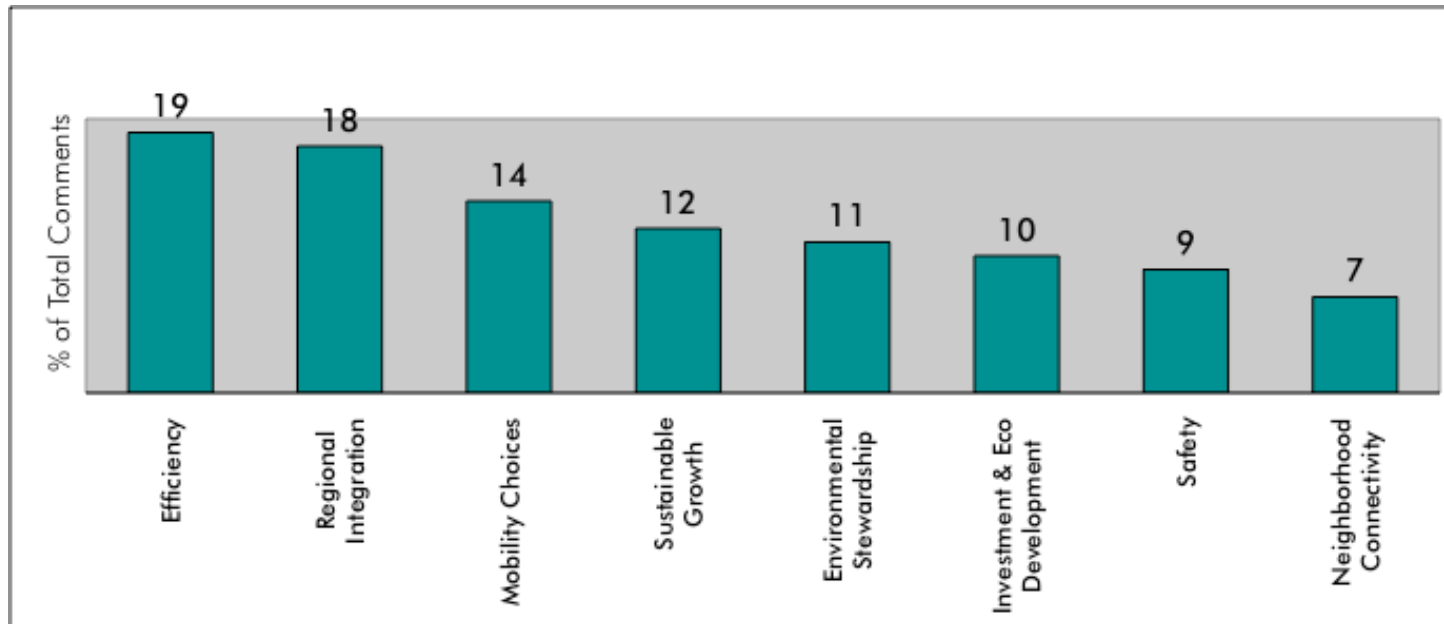


Community Objectives — Combined Ranking (February-March 2010)



Building on the U.S. Department of Transportation's new principles for livability, the CAMPO 2035 planning process, and the work of Envision Central Texas the ASMP team identified eight objectives, based on community values, that can help shape Austin's mobility network.

These objectives were tested, ranked and refined by attendees at the February 2010 ASMP Mobility Forums and participants in the ASMP's first online survey. This chart combines and weights the input received from both the forums and the survey.

This combined ranking, along with staff and professional input, will be used as part of the ASMP Project Prioritization Process.

Austin Mobility Forums — February 2010

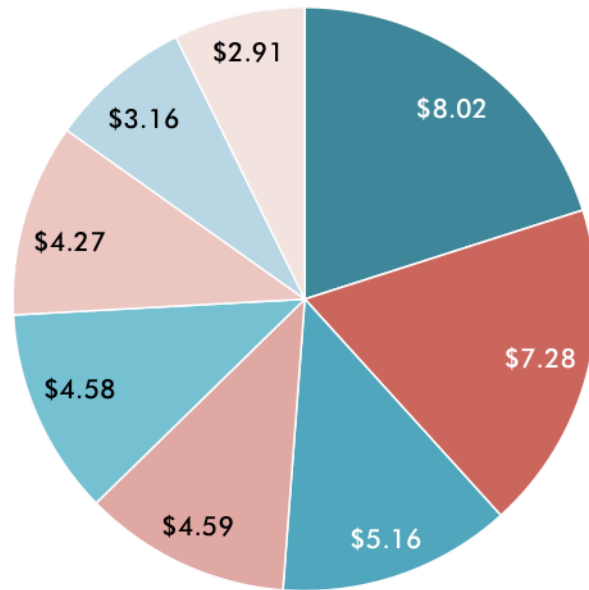
Workshop	Reagan HS	MACC	Bowie HS	Murchison	OTC	Widen ES	totals	Rank
Mobility Choices	26	47	20	24	44	11	172	1
Sustainable Growth	10	51	10	25	37	7	140	2
Regional Integration	12	36	39	10	25	4	126	3
Efficiency	13	13	30	13	32	9	110	4
Safety	13	17	38	7	13	8	96	5
Investment & Economic Development	1	21	13	17	26	3	81	6
Environmental Stewardship	14	17	10	9	24	6	80	7
Neighborhood Coordination	11	17	14	11	8	2	63	8
Additional values proposed by citizens:								
Added Capacity (esp. SH 45)	0	0	34	13	3	0	50	
Cost-Effectiveness for Users	4	0	0	0	12	0	16	
Others (10 total)	3	10	9	0	6	0	28	

At six community forums, participants (working in small groups) were asked to identify which four of the eight community objectives were most important to them. They also had the opportunity to provide additional values for consideration.

This input has guided development of the model the ASMP is using to prioritize City of Austin mobility projects.

Online Survey #1: What makes a great transportation system?

RESULTS as of March 29, 2010 • 1,056 total responses



- Efficiency
- Regional integration
- Transportation choices
- Investment and econ. dev.
- Sustainable growth
- Environmental stewardship
- Safety
- Neighborhood coordination

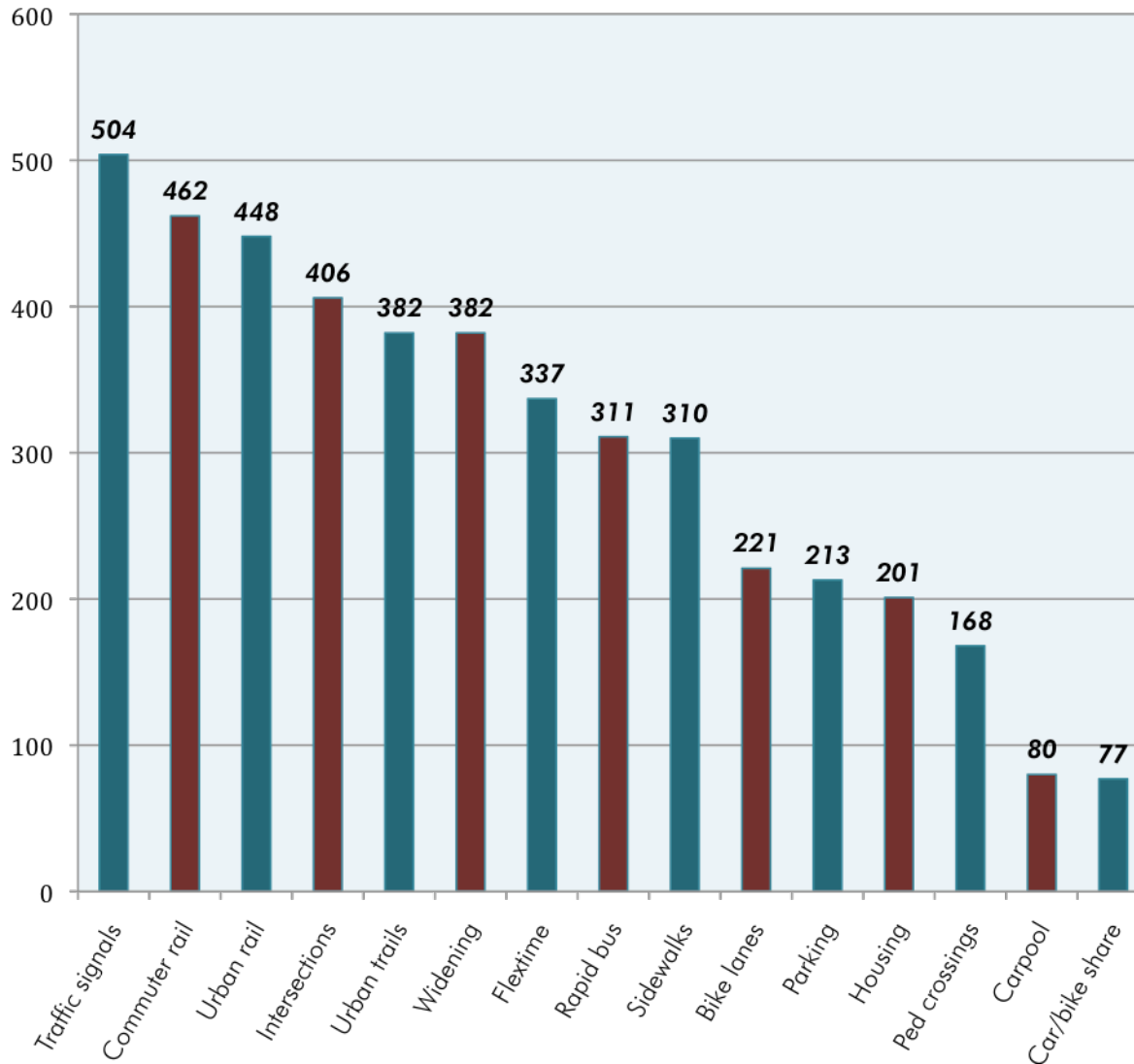
Q1: You have 40 dollars to spend. Look at the following eight statements and indicate how much of your \$40 you'd spend to achieve each of these objectives.

You can spend all \$40 on one, or \$5 on each, or any other combination you choose, but you must spend all \$40.

These statements matched up with the same community objectives tested in the ASMP Mobility Forums.

The top three choices of survey respondents —efficiency, regional integration, and transportation choice — combined for more than half of respondents' preferred investments.

The dollar amounts shown were converted into percentages for purposes of weighting in the ASMP project prioritization process.



Q2: Here are some of the different tools Austin can use to solve some of its transportation problems.

Looking at your own life and the kinds of trips you make most often, please select the five tools that, if they were part of your daily travel, would make that travel easier or better.

The top responses include a mix of road tools (traffic signal timing, redesigned intersections, widening roads), transit tools (both commuter and urban rail), and ped/bike tools (an urban trail network).

Though the questions were not linked, the specific tools chosen correspond with the top values from Q1: efficiency, a comprehensive regional system, and transportation choice.